


NOVAIR 1000 PORTABLE AIR SCRUBBER


Recommended filter placement and flange & exhaust duct installation




Place pre-filter on top of HEPA filter to help protect HEPA filter from particulates



Place charcoal filter on top of pre-filter



Install the brackets to hold down the filters. You will need to wedge them in as shown in the diagram.



Place pre-filter on top and install the exhaust flange as outlined in figure 1 & 2 on next page.

NOVAIR 1000 PORTABLE AIR SCRUBBER



Figure 1

Utilizing a filter change-out schedule is important to maximize the efficiency of the Novair 1000. We recommend you change the pre-filters after every 1-2 tubs and the charcoal filter after every 20 tubs.




Figure 2



Place 12" exhaust hose around exhaust flange and tie down



To make sure the exhaust hose stays on the flange, a velcro tie down strap was used.